

- Measures Continuous | Dosing | Pulsating Flow
- All Plastic Ultrasonic Measurement Technology
- Excellent Corrosion Resistance
- High Purity Applications

PVDF

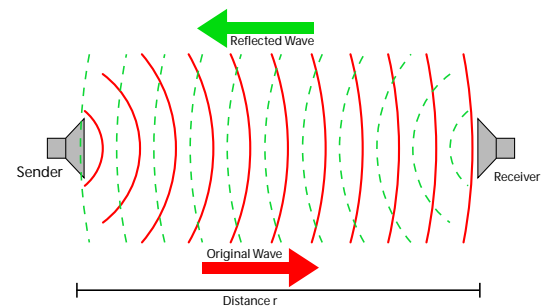
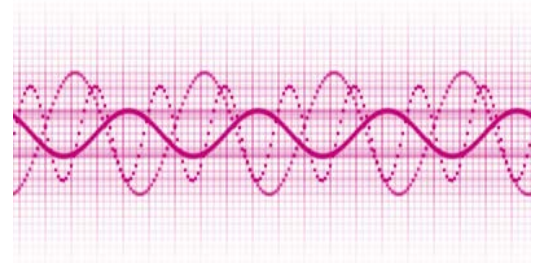
PFA

RoHS
Compliant

SERIES : ULTRAFLO 1000
CONNECTION NPT MALE : Flare Type | NPT



Sound Wave Technology



FEATURES

- All Plastic PFA Teflon®
- No Moving Parts
- Flared | NPT End Connectors
- Heavy Duty Design
- Completely Corrosion Resistant
- RS-485 Output
- Blind Display
- 4-20mA Output + Pulse Relay
- Suitable for Ultra Pure Applications
- IP65 Enclosure
- Negligible Pressure Drop
- Empty Pipe Alarm

DESCRIPTION

The Ultraflo Flow Meter utilizes ultrasonic technology to measure both conductive and non conductive liquids, and is an excellent choice for very corrosive liquids such as strong acids and alkalis. The UltraFlo 1000 has no moving parts and can measure pulsating, dosing and metering flow applications. All parts that contact the liquid are made of corrosion resistant PFA Teflon®. The UltraFlo 1000 is characterized by its high measurement accuracy and repeatability.

Housing

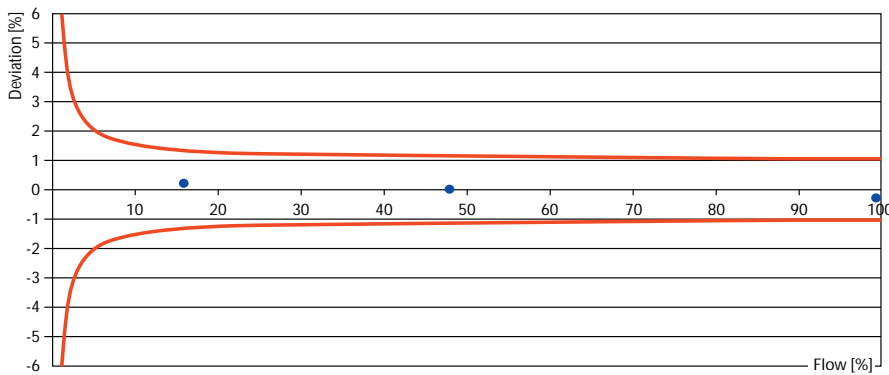
Material	Pipe	PFA (Perfluoralkoxy) Teflon®			
	Electronics	PP (Polypropylene)			
	Nut	PVDF (Polyvinylidene fluoride) or PFA option NPT Adaption (Flare to NPT)			
Protection class		IP65 NEMA 4X			
Medium temperature		-40 - 120°C -40 - 248°F			
Measuring Range in l/min		0.02 - 0.09 - 6	0.3 - 24	0.9 - 60	1.2 - 120
Max. Pressure (Non-Shock)		7 bar 100 psi	7 bar 100 psi	7 bar 100 psi	7 bar 100 psi

Process Connection

Sealless tube connection (Flare)	3/8"	1/2"	3/4"	1"
Dimensions L W H in mm	209 120 79	209 120 79	209 120 82	209 120 92
Weight in kg	1.3	1.3	1.3	1.6
Weight [kg] in PVDF	1.1	1.1	1.19	1.47

Electronics

Power supply	24VDC 3.6W
Connection	M12x1 plug 5 or 8 pin
Outputs	Current output 0/4-20mA 2 digital outputs, configurable as pulse and or alarm output
Input	1 Digital input, usable for dosing start or zero offset
Communication interface	Data interface (1 wire) alternative RS-485 (2 wire)
Max. error of measurement	±2% o.r. ±3 mm/s (o.r. = of reading) option. ±1% o.r. ±3 mm/s (o.r. = of reading) Reference conditions (VDI / VDE 2642)



Example: Measuring points of a calibrated Truflo 1000

Size	Part Number	Material
3/8"	UFM-1000-37	PFA (Teflon®)
1/2"	UFM-1000-50	PFA (Teflon®)
3/4"	UFM-1000-75	PFA (Teflon®)
1"	UFM-1000-100	PFA (Teflon®)

